

RESPONDENTS

- Oct 2016 – Dec 2016
- Members: 759
- Non-members: 3964
- Total: 4723



RESPONDENTS

	Members	Non-Members
Largest State Representation	CA 7.6%, TX 6.1%, FL 5.0%, IL 4.9%, NY 4.7%	CA 7.5%, PA 5.3%, NY 5.2%, OH 5.1%, FL 4.8%
Type of Practice	56.1% Small Animal Private, 10% VMTH, 6.5% Education	63.0% Small Animal Private, 8.5% Mixed, 7.4% VMTH
Credentialed VT	85.2%	67.3%
Hires only credentialed VT	19.6%	18.3%

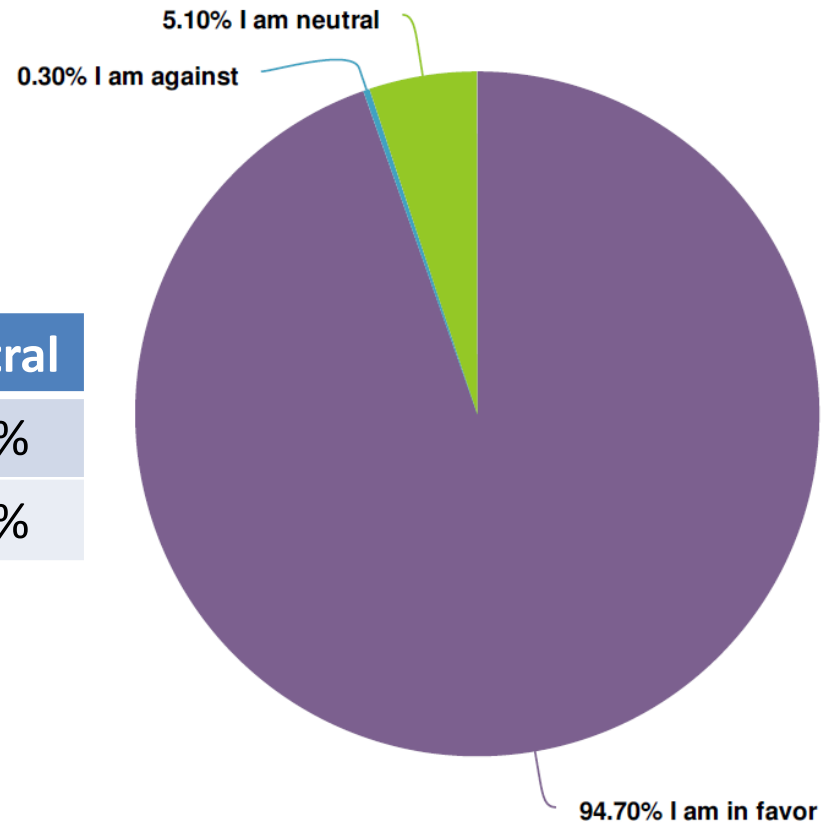


NAVTA

National Association of Veterinary Technicians in America

NATIONAL CREDENTIAL SURVEY

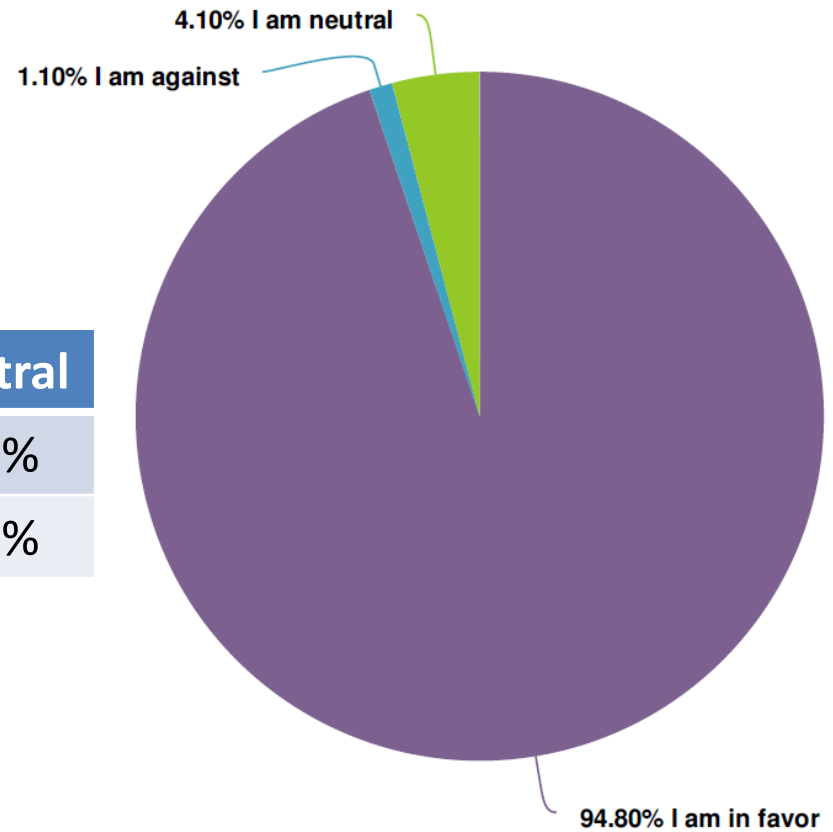
Do we need a:
Standardized Credentialing
Process



	Approve	Object	Neutral
Member	94.7%	0.3%	5.1%
Non-Member	89.6%	1.6%	8.8%

NATIONAL CREDENTIAL SURVEY

Do we need a:
Unified Title

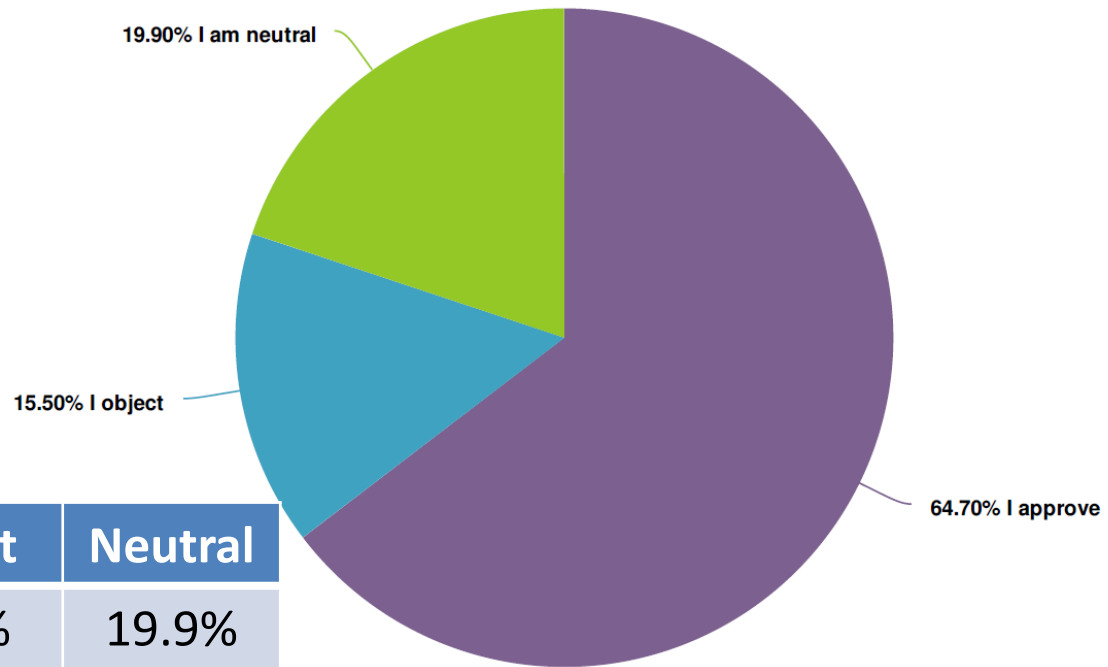


	Approve	Object	Neutral
Member	94.8%	1.1%	4.1%
Non-Member	91.3%	1.8%	6.9%



NATIONAL CREDENTIAL SURVEY

Should we use the title
“Veterinary Nurse”



	Approve	Object	Neutral
Member	64.7%	15.5%	19.9%
Non-Member	59.8%	19.6%	20.6%
Overall	61%	19%	20%

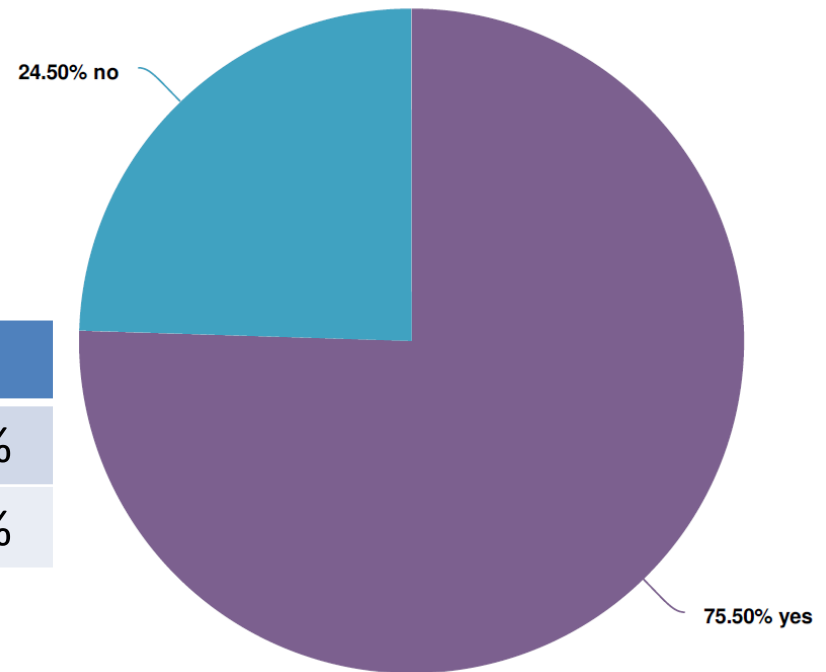


NAVTA

National Association of Veterinary Technicians in America

NATIONAL CREDENTIAL SURVEY

Do you think a title change would improve the perceived value of VTs?



	N	Yes	No
Member	730	75.5%	24.5%
Non-Member	3584	71.4%	28.6%

NAVTA DIRECTION

- Continue pursuing national standardizing of credential
- Officially adopt “Veterinary Nurse” as credential title to pursue
- Establish common standards and scope of practice to meet

